







The English Manor  
English language immersion in France



# My English Diary

First name .....

Surname .....

School .....







# *Welcome to the English Manor*

Nous espérons que vous avez hâte de commencer votre aventure anglaise à The English Manor. Nous vous avons donné ce cahier pour vous aider à profiter un maximum de votre séjour, et nous vous conseillons de le lire avant votre arrivée.

Il contient des choses à faire avant, pendant et après votre séjour, ainsi qu'un journal et des mots clés.

Nous espérons que vous allez améliorer votre anglais pendant votre séjour avec nous. Pour y arriver, profitez bien de toutes les opportunités que vous aurez pour le pratiquer. Ce n'est pas grave si vous faites des erreurs, le plus important c'est d'essayer. N'hésitez pas à demander à notre équipe si vous n'êtes pas certain d'un mot ou d'une phrase, et nous essayerons tous de vous aider.

Nous sommes ici pour que vous vous sentiez chez vous, en devenant un membre de notre grande famille.

Nous sommes ravis de vous accueillir pour votre séjour à l'anglaise et avons hâte de vous rencontrer et de vous accompagner dans votre aventure châtelaine.

Meilleurs voeux de toute l'équipe de The English Manor!

*Let's jump in...*

# About me

## Let me introduce myself

My name is  (First name)  (Surname)

I am  00 years old.

I live in  (Town)

in  (Country)

My school is called  (School name)

and I am in  (Form)



 Draw a self portrait

## About my trip

I arrived at the English Manor on  (Day) the  (Date) of  (Month)

and I will leave on  (Day) the  (Date) of  (Month)

I came here by  (Train) (Car) (Bus) (Coach) (Ferry) (Foot) with  (Who)

## How I feel

The journey to the English manor was  (Fast) (Slow) (Entertaining) (Boring)

I like speaking English because it is  (Fun) (Challenging) (Interesting) (Useful)

I feel  (Excited) (Confident) (Nervous) about learning more English vocabulary.





# Before my visit

*In my suitcase* 4

---

*About the English Manor* 6

---

*Keywords* 7

---

*The mini farm* 10

---

# In my suitcase

## Before you leave

Voici une liste de suggestion pour ton équipement. Coche chaque case lorsque tu prépares ta valise avant de partir The English Manor.

S'il te plait, assure-toi que tu as une étiquette avec ton nom sur tous tes vêtements. The English Manor ne prend pas la responsabilité de dommages et de pertes sur aucun vêtement et équipement personnel et tout objet de valeur doit être laissé à la maison (pas de bijoux).

Below is a suggested kit list. Tick the boxes as you pack each item for your trip and once again when you leave the English Manor.

Please make sure that you have name tags on all your belongings and that all valuables are left at home (no jewellery). The English Manor takes no responsibility for the loss or damage of any personal belongings.

## What to pack

### Aller Outward

- Argent de poche
- Trousse et crayons
- Dictionnaire français/anglais
- Jeux et livres pour le trajet
- Petit sac à dos pour les excursions
- une gourde
- Sacs en plastique pour le linge sale
- Médicaments personnels
- Affaires de toilette personnelles
- Savon et shampooing
- Brosse à dents et dentifrice
- Gant de toilette
- Peigne

### Retour Return

- Spending money
- Pencil case and pencils
- French/English dictionary
- Games and books for the journey
- Small rucksack for day trips
- Reusable water bottle
- Plastic bags for laundry
- Personal medication
- Personal toiletries
- Soap and shampoo
- Toothbrush and toothpaste
- Flannel
- Comb

*continued* 

# In my suitcase

## What to pack

### Aller Outward

- Une petite serviette de toilette
- Une grande serviette de toilette
- Beaucoup de chaussettes et de sous-vêtements
- 4 T-shirts
- 2 T-shirts manches longues
- 2 sweats ou pull overs
- 2 bas de survêtement
- 2 jeans/pantalons
- 2 shorts (seulement l'été)
- 1 déguisement sur le thème anglais
- Pyjamas/chemise de nuit
- Maillot de bain
- une paire de claquettes ou de chaussons
- une paire de chaussures de marche
- une paire de chaussures de sport
- Vieilles baskets pour les activités salissantes
- Veste imperméable
- Pantalon imperméable (si possible)
- Vieux vêtements pour les activités salissantes, pantalon et manches longues

### Retour Return

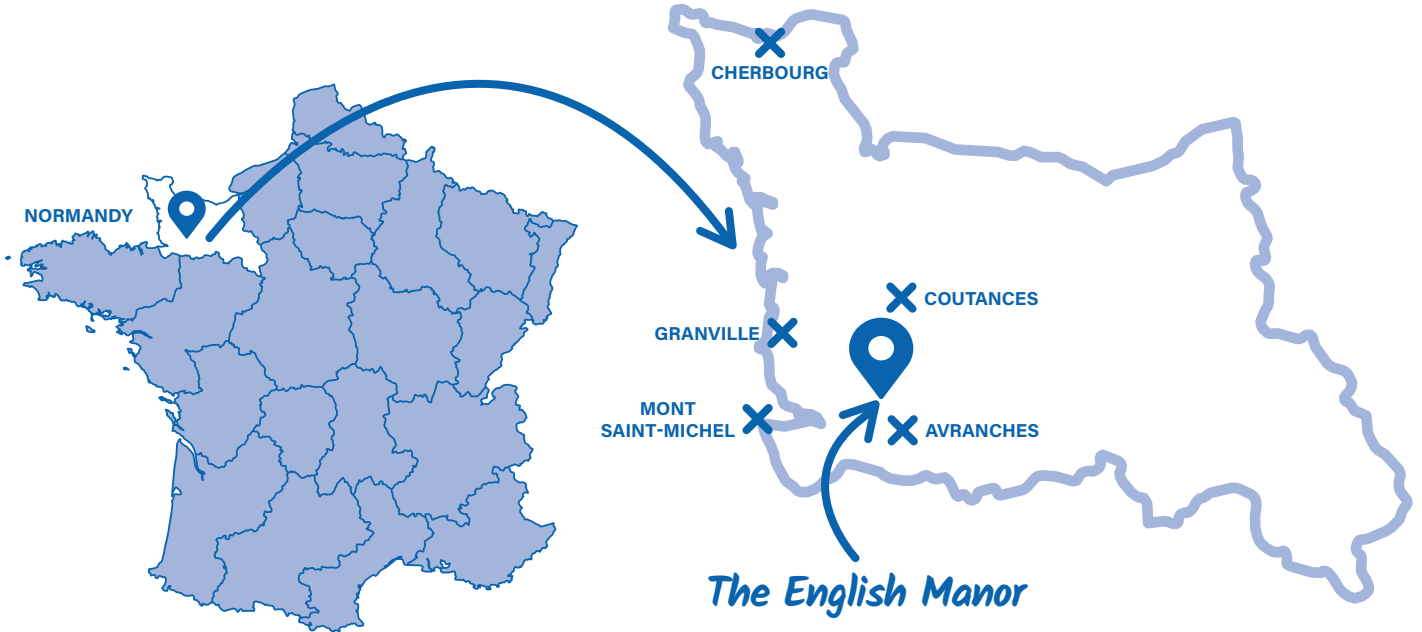
- 1 small towel
- 1 large towel
- Lots of socks and underwear
- 4 T-shirts
- 2 long-sleeved T-shirts
- 2 sweatshirt/jumpers
- 2 tracksuit bottoms
- 2 jeans/trousers
- 2 shorts (only in summer)
- 1 English themed fancy dress
- Pyjamas/nightwear
- Swimwear
- Indoor shoes or slippers
- Walking boots
- Trainers or shoes
- Old trainers for wet and muddy activities
- Waterproof jacket or cagoule
- Waterproof trousers (if possible)
- Old clothes for wet activities with long sleeves and long trousers



# About the English Manor

## Where is the English Manor?

The English Manor is located in the middle of the countryside, in a lovely tiny village called Les Chambres in Normandy.



## Important things to remember

We look forward to your stay. This is a wonderful opportunity for you to have an English experience in France. Please remember that you represent your family, your country, and the English Manor and that you must follow the rules to make sure that everyone has a good time.

Smile and say hello to anyone you meet with "Good morning Miss/Sir" in the morning, "Good afternoon" in the afternoon and "Good evening" in the evening. Please always say "Please", "Thank you", "Excuse me" or "Sorry" when necessary.

Try your best to speak English as much as possible. Ask for help with the difficult words and do not worry if you make mistakes – we are here to help you!

Always show respect for your peers, your teachers, activity leaders, the staff and the building. Do not wear dirty shoes indoors, do not litter and do not cause any damage.

It is your responsibility to be on time for activities, meals, meetings, etc.

Please try any food before deciding if you like it or not.

*Demandez à vos professeurs de vous aider à traduire (ou utilisez un dictionnaire!)*

# Keywords

## *Formules de politesse...*

Bonjour/Salut  
Bonsoir  
Comment ça va?  
Bien, merci  
Comme ci, comme ça  
Ça va mal  
A tout à l'heure  
A demain  
Au revoir  
S'il vous plaît  
Merci  
Pardon/Excusez-moi  
Je suis désolé(e)  
Je ne comprends pas  
Répétez s'il vous plaît  
Parlez plus lentement s'il vous plaît

## *A mon arrivée...*

Je suis fatigué(e)  
Je suis en pleine forme  
J'ai faim/soif  
Qui veut du chocolat chaud?  
Où sont les toilettes?  
Ma valise est lourde  
Pouvez-vous m'aider?  
Comment s'appelle mon dortoir?  
J'ai oublié  
Je suis perdu(e)

## *Dans mon dortoir...*

Où est la salle de bain?  
Je range mes affaires  
Je me lave les mains  
Je me coiffe  
Je me brosse les dents  
Je me repose  
Je lis un livre  
J'écoute de la musique  
Je discute  
A quelle heure mange-t-on?  
C'est l'heure de...  
Inspection des dortoirs

## *Greetings...*

Good morning/afternoon/ Hello  
Good evening  
How are you?  
Fine, thank you  
So-so  
Not well  
See you later  
See you tomorrow  
Goodbye  
Please  
Thank you  
Excuse me  
I'm sorry  
I do not understand  
Please repeat  
Please speak more slowly

## *When I arrive...*

I'm tired  
I'm very well  
I'm hungry/thirsty  
Who wants some hot chocolate?  
Where is the toilet?  
My suitcase is heavy  
Can you help me?  
What's the name of my dormitory?  
I've forgotten  
I'm lost

## *In my dormitory...*

Where is the bathroom?  
I tidy up  
I wash my hands  
I brush my hair  
I brush my teeth  
I have a rest  
I read a book  
I listen to music  
I chat  
What time do we eat?  
It's time for/It's time to  
Room inspection

# Keywords

## Dans la salle à manger...

Sur la table  
l'assiette  
le bol  
le verre  
la carafe  
le couteau  
la fourchette  
la cuillère  
la serviette  
le sel/le poivre  
la vinaigrette  
la corbeille à pain

## Les repas...

A quelle heure est...?  
le petit-déjeuner  
le déjeuner  
le dîner  
le menu  
l'entrée  
le plat principal  
le dessert  
la nourriture

## Pendant le repas...

Bon appétit!  
Je voudrais encore du pain, s'il vous plaît  
Passe-moi l'eau  
Veux-tu encore de la salade?  
Est-ce qu'il y a encore du pain?  
Il n'ya plus de beurre  
Qui va en chercher?  
Je vais chercher de l'eau

## Dans la cuisine...

de la vinaigrette  
de l'eau  
des crudités  
du beurre  
de la salade  
du fromage

*Translate into English*

## In the dining room...

On the table  
Plate  
Bowl  
Glass  
Jug  
Knife  
Fork  
Spoon  
Serviette/napkin  
Salt/pepper  
French dressing  
Bread basket

## Meals...

What time is...?  
Breakfast  
Lunch  
Dinner  
Menu  
Starter  
Main course  
Dessert  
Food

## During the meal...

Enjoy your meal!  
I'd like more bread, please  
Pass me the water  
Do you want some more salad?  
Is there any more bread?  
There is no more butter  
Who is going to get some?  
I'm going to get some water

## In the kitchen...

.....  
.....  
.....  
.....  
.....  
.....



# Keywords

## Après le repas...

Les petits boulots  
Quel est ton petit boulot?  
Je débarrasse les tables  
Je nettoie les tables  
Je balaie la salle à manger  
Je donne à manger aux animaux  
Je goûte le cidre  
Je range les salles de classes  
J'ai besoin d'une éponge/d'un torchon/  
d'un balai/d'une pelle

## Les activités...

Rendez-vous aux lettres à...  
A quelle heure est la pause?  
Puis-je aller aux toilettes?  
Entrez/Entre!  
Asseyez-vous!/Assieds-toi!  
Ecoutez!/Ecoute!  
Taisez-vous!/Tais-toi!  
Je comprends/Je ne comprends pas  
Comment dit-on ..... en français?  
Je suis désolé(e) d'être en retard  
J'ai oublié ma trousse!  
Puis-je emprunter un stylo?  
Je ne sais pas nager/faire du vélo  
J'ai le vertige/J'ai peur  
C'est super!/génial!  
Je me suis blessé(e)

## Des contraires

sur  
petit  
jeune  
chaud  
devant  
long  
beaucoup  
lentement  
bon  
en haut

*Match the opposite pairs*

## After the meal...

Little jobs  
What is your little job?  
I clear the tables  
I clean the tables  
I sweep the dining room  
I feed the animals  
I taste cider  
I tidy the classrooms  
I need a sponge/a cloth/  
a broom/a dustpan

## Activities...

Meet at the letters at...  
What time is the break?  
May I go to the toilet?  
Come in!  
Sit down!  
Listen!  
Be quiet!  
I understand/I don't understand  
How do you say ..... in French?  
I'm sorry I'm late  
I've forgotten my pencil case!  
May I borrow a pen?  
I can't swim/ride a bike  
I'm dizzy/I'm scared  
It's super!/great!  
I've hurt myself

## Opposites


below  
under  
behind  
bad  
quickly  
little  
big  
old  
cold  
short




# The mini farm

## Meet the animals of the English Manor


During your stay you'll get the chance to meet and feed our animals.  
Draw or fill in the names of the missing animals below and tick the ones you spot at the English Manor!





Sheep



Guinea pig




Goose






Calf

Fish



Llama



Bird

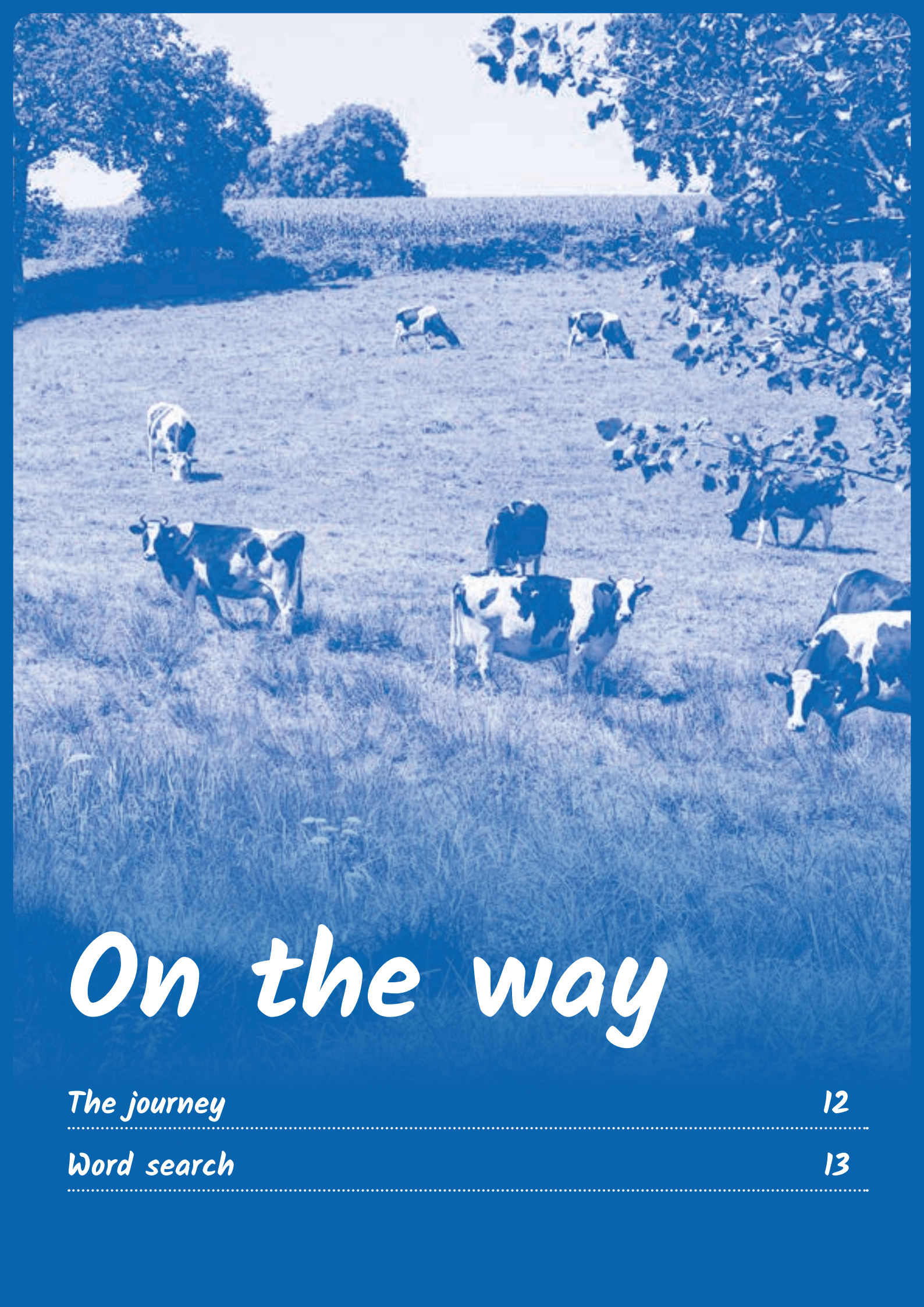
Parrot

Peacock



My favourite animal at the English Manor is .....





# *On the way*

*The journey*

---

12

*Word search*

---

13



# The journey

## On the bus

We left school at  on  the  of

On the bus, I sat next to

There are  students and  teachers in our group.

I think that there are  miles to the English Manor. (1 mile = 1.61 kilometres)

The journey takes  hours and  minutes.

## Money



In England, the currency is called

What is the equivalent in euros?

1p = <input type="text"/>	£1 = <input type="text"/>
2p = <input type="text"/>	£2 = <input type="text"/>
5p = <input type="text"/>	£5 = <input type="text"/>
10p = <input type="text"/>	£10 = <input type="text"/>
20p = <input type="text"/>	£20 = <input type="text"/>
50p = <input type="text"/>	£50 = <input type="text"/>



# Word search

## Countries of the world

The name of each country is hidden in English. Write it beside the French translation and find the missing country.

ARGENTINE

CANADA

CHINE

ÉGYPTE

.....

FRANCE

ALLEMAGNE

HONGRIE

ISRAËL

ITALIE

JAPON

MEXIQUE

NOUVELLE-ZÉLANDE

NIGERIA

PÉROU

RUSSIE

SCOTLAND

SUÈDE

THAÏLANDE

TURQUIE

Y O G R S P Z Q P S U C M W L E E C N A R F K P  
D S C B P Q S O Q F R Y Y N H Y W T Q V O J D B  
E U U P J A O H J Y E X E H J H J J X O C T U N  
Q F Z H W D L H L D P I I I V H A O R O K E L I  
N N E W Z E A L A N D L Y U S W E D E N L I P G  
C K Y N A M R E G H T L L T S D V T Z C P C M E  
D P F D F K N B T L L E A R C H J U S Y Y H I R  
D K C B Y A X P H Q D E T N T U H R D Y H I K I  
E G Y P T N F L A G Z W I X F H A K N I F N Z A  
S W O D T I J F I C X G N D S K D E A M T A N J  
P U J L I T V K L N G D Q T D D L Y L N U G D H  
P S T L T N W F A E F R C D J R E I T G K T V M  
B Z H A W E O O N O L H Z F G O E R O K Y L K O  
K Z L Y S G L V D O P C R A P H K W C V O L F J  
M L L E T R D Z T D O F A A D X U P S L B H Z Q  
K Z D O E A P U T T V D D I G O J K D K N U S V  
H I M W E R U B V Z B M Y W P J J J O I A N X S  
Y N D I R X B A D E T O L W U R N D G O P G A B  
L R E E B H X B C A N A D A D H T O R C A A J O  
R U S S I A M L D J R J E Q O K F Y J I J R K B  
X P T P G E V I E J U H D J C L U K S X C Y A T  
K J O H Z R W P K J M M E N G L A N D E P Y Y P  
A L T J O Z L W L N Z X B D C L F L P M E Y O F  
K N P P V L A F B L E A R S I V I R T Q D H M Y



# Activities

<i>Assault course</i>	<i>15</i>
<i>Climbing wall</i>	<i>16</i>
<i>Canoeing</i>	<i>17</i>
<i>Archery</i>	<i>18</i>
<i>Team building</i>	<i>19</i>
<i>Fencing</i>	<i>20</i>
<i>Scone making</i>	<i>21</i>
<i>Photogram</i>	<i>22</i>
<i>Orienteering</i>	<i>23</i>
<i>Aeroball</i>	<i>24</i>
<i>Circus skills</i>	<i>25</i>
<i>Raft building</i>	<i>26</i>
<i>English corner shop</i>	<i>27</i>
<i>English lesson</i>	<i>28</i>




# Assault course


Can you name the equipment the children are using?

The rope    The net    The tyre    The log

Harry



George



Daniel



Emily

Can you complete the sentences?

the rope    crossing    the tyre    the net  
over    the log    climbing    the river    with  
crawling    up    going    under    through

Harry: "I am / ..... / ..... / ..... / ....."

George: "I am / ..... / ..... / ..... / ....."

Emily: "I am / ..... / ..... / ....."

Daniel: "I am / ..... / ..... / ....."

# Climbing wall

Can you decode the pieces of climbing equipment?

Use the key to break the codes

1 = a    2 = e    3 = i    4 = o    5 = u

Draw  
a symbol  
to represent  
each action!

1 c1r1b3n2r

1 h1rn2ss

1 h2lm2t

1 r4p2

1 gr3p

1 b2ll

Go up

Right hand

Left foot


Listen

Look

Go down

# Canoeing

Can you link each piece of equipment to the correct picture?



Complete the sentences to learn some canoeing tips!

*on the left   on the right   front   sitting down  
on the right   panic   on the left   back*

There should be two people in each canoe, one at the ..... and one at the .....

To go left, you need to paddle .....

To go right, you need to paddle .....

To go straight forward, one person paddles ..... and the other paddles .....

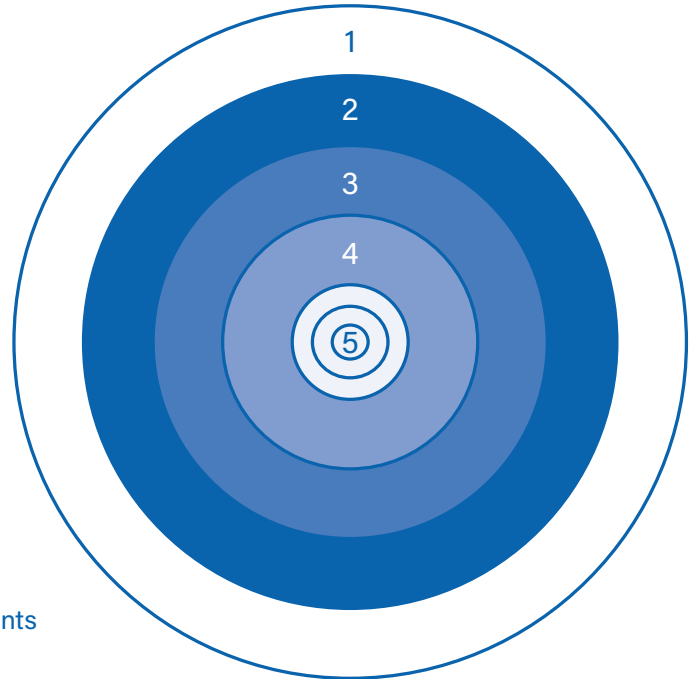
You must stay ..... for the canoe to remain stable.

It is important not to ..... if the canoe capsizes.

# Archery

## Bullseye!

Which colour does each number on the target represent?  
How many points is each colour worth?



**Colours**

**Score**

1. .... / ..... points
2. .... / ..... points
3. .... / ..... points
4. .... / ..... points
5. .... / ..... / ..... points

## Complete the rules for each zone

shooting watch four authorised  
listen put down targets run stop

**Zone 1** The waiting group must stay sat down, ..... and .....

A maximum of ..... archers should be in the ..... area,  
where it is forbidden to .....

**Zone 2** The archers must always keep their bows facing the .....  
You must ..... your bow when you hear the warning word " ....."

**Zone 3** Nobody except the instructor is ..... to enter this zone.



# Team building

Match the teamwork actions to the pictures

I think    I help my group    I am enthusiastic    I communicate



.....

.....

.....

.....

Label each of the five senses

Touch    Hearing    Sight    Smell    Taste



# Fencing

## Can you decode these fencing positions?

Use the key to break the codes

△ = a    ○ = e    □ = i    × = o    ⬡ = u

1. Th ... f ... l h ... ld ... ng

○ × □ × □

2. Th ... s ... l ... t ...

○ △ ⬡ ○

3. ... n G ... rd ...

○ △ ○

4. F ... rw ... rd / B ... ckw ... rd

× △ △ △

5. D ... r ... ct ... tt ... ck

□ ○ △ △

6. S ... mpl ... p ... rry

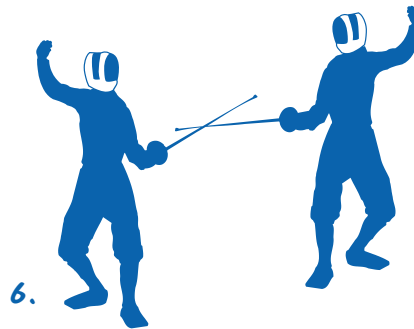
□ ○ △

7. Th ... r ... p ... st ...

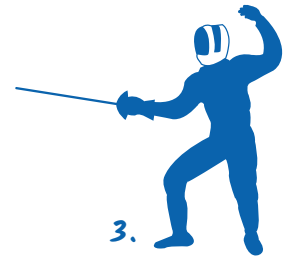
○ □ × ○




1.



6.



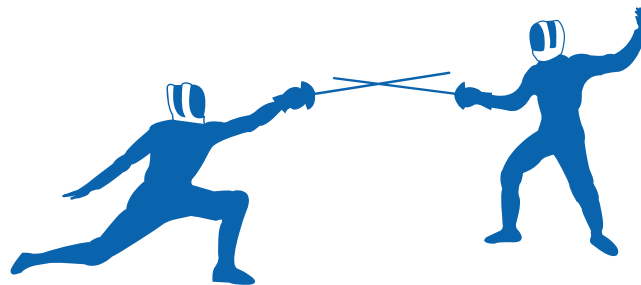
3.



4.



5.



7.



2.

## Can you link the pieces of equipment to the picture?

MASK

JACKET

GLOVE

FOIL



# Scone making



Complete the recipe using the words below

sugar salt milk flour butter baking powder egg

500g ..... 75g ..... 1 tsp .....  
1 ..... 40g .....  
Pinch of ..... 180ml .....

Bake  
Wash  
Cut out  
Mix  
Flatten  
Serve  
Glaze  
Crumble  
Pour

1. .... your hands.
2. .... the dry ingredients together in a bowl.
3. .... the butter and dry ingredients with your fingers.
4. .... in the milk and eggs and fold together.
5. .... the dough to 3cm with your hands.
6. .... circles of dough with a cutter.
7. .... the circles of dough with an egg.
8. .... in the oven for 12 minutes.
9. .... the scones with jam and cream.



# Photogram

Label the drawings and draw the missing objects

Paper clips

Scissors

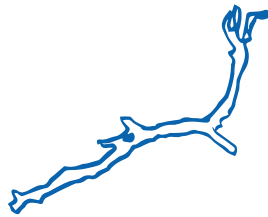
Branch

Hand



Feather

Leaf



Grass

Pen

Complete the sentences to explain how to make a photogram

white light

switch off

developer

look for

measure

switch on

dry

fixing agent

white paper

I ..... objects in nature.

I ..... the red light and I ..... the white light.

I organise my photogram on some .....

I switch on the ..... for 1 second.

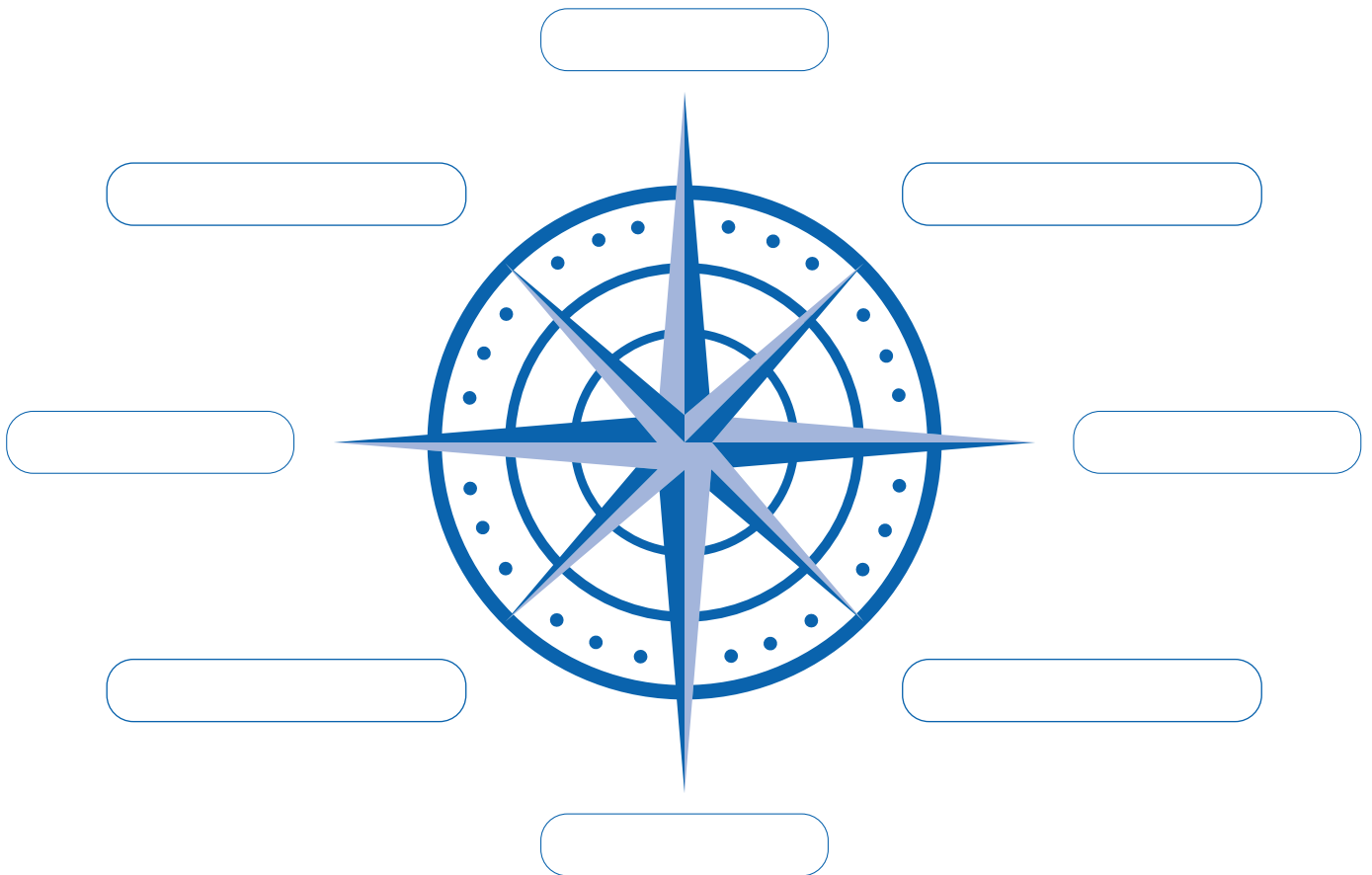
I put my photogram into the different products: ....., water, ....., water.

I wait until it is ..... !

# Orienteering

Can you place the correct cardinal points on the compass?

West    South east    South    North east  
North west    East    South west    North



## True or false? Answer each statement

I always have to stay with my group and follow the rules.

.....

I must keep my map orientated south.

.....

If there is a problem, I must go back to the meeting point with a partner.

.....


I stamp the map to prove I have found the right post.

.....

# Aeroball


Match the aeroball moves with the pictures

Shoot   Pass   Jump



Label the body parts on the picture

- Eyes
- Finger
- Hand
- Leg
- Knee
- Foot
- Ankle
- Arm



Fill in the missing words to explain the rules of aeroball

back   take off   two   pass   shoot   one   two

You need to ..... your shoes.

You need to mind your .....

There are ..... people in each team.

After a maximum of 3 jumps, you have to ..... in the hoop or ..... the ball to your partner.

A straight shot = ..... point.      A diagonal shot = ..... points.



# Circus skills

Can you match the pieces of equipment with the pictures?

DEVIL STICKS			SPINNING PLATES
RINGS			SCARVES
JUGGLING CLUBS			JUGGLING BALLS
DIABOLO			

Circle the correct answer for each statement

## Juggling balls and scarves

- |                                |              |
|--------------------------------|--------------|
| I play football with the balls | TRUE / FALSE |
| I am patient                   | TRUE / FALSE |

## Spinning plates

- |                                      |              |
|--------------------------------------|--------------|
| I point the stick towards the ground | TRUE / FALSE |
| I draw small circles with the stick  | TRUE / FALSE |

## Diabolos


- |                                                                |              |
|----------------------------------------------------------------|--------------|
| The diabolo needs to reach a certain speed before being thrown | TRUE / FALSE |
| I catch the diabolo with the sticks                            | TRUE / FALSE |

## Devil sticks

- |                                       |              |
|---------------------------------------|--------------|
| I can hold the devil stick in my hand | TRUE / FALSE |
| I throw the devil stick at a window   | TRUE / FALSE |

# Raft building

Can you match the pieces of equipment with the pictures?



Put the sentences in the correct order

1 We arrive at the lake on time.

We test our raft to see if it floats.

We put the logs into the right position.

We fix the rope to the logs.

We fix the structure to the barrels.

8 We put the equipment away.

We gather the equipment.

We work as a team to find the best solution.

# English corner shop

Tick the items you can find at a corner shop

- |                                    |                                       |                                           |
|------------------------------------|---------------------------------------|-------------------------------------------|
| <input type="checkbox"/> Sugar     | <input type="checkbox"/> Pint of milk | <input type="checkbox"/> Bread            |
| <input type="checkbox"/> Stamps    | <input type="checkbox"/> Book         | <input type="checkbox"/> Brussel sprouts  |
| <input type="checkbox"/> Newspaper | <input type="checkbox"/> Fish         | <input type="checkbox"/> Packet of crisps |

Where can you buy each of these items?

pharmacy   greengrocers   bakery   post office   butchers   corner shop

- A baguette at a .....
- Some sausages at a .....
- An envelope at a .....
- A punnet of tomatoes at a .....
- Some cough medicine at a .....
- Pick & mix sweets at a .....



## Spend your pocket money

You have been given £5 pocket money to spend at a corner shop.  
What would you buy? Write down your conversation with the shopkeeper.



.....

.....

.....

.....

.....

.....

.....









# *My trip diary*

*My schedule* 31

---

*Menu* 32

---

*My diary* 33

---

*Feedback* 37

---

*Letters to the English Manor* 38

---

# My schedule

Can you match the correct translation to each activity?

- Photogramme
- Canoë
- Escalade
- Orientation
- Cours d'Anglais
- Tir à l'arc
- Grande trouvaille
- Spectacle
- Journaux
- Parcours de Santé
- Fabrication du cidre
- Exercices d'Initiative
- Aéroballe
- Radeau
- Fabrication de scones**
- Cirque

- Cider making
- Archery
- Assault course
- Aeroball
- Raft building
- Talent show
- Orienteering
- Scone making**
- Climbing
- Photogram
- English lessons
- Circus skills
- Treasure hunt
- Team building
- Canoeing
- Diary entry



## My schedule at the English Manor

Complete the timetable in English.

Time / Day	Monday	Tuesday	Wednesday	Thursday	Friday	Saturday	Sunday
8.15am - 9am					Breakfast		
9.15am - 12pm							
12pm - 12.30pm							
12.30pm - 1.30pm							
2.15pm - 5pm							
5pm - 6pm							
6pm - 7pm	Dinner						
Evening activities							

I went to sleep at .....

I woke up at .....

# Menu

## What I ate at the English Manor

Complete the menu in English.

	Breakfast	Lunch	Dinner
Monday			
Tuesday			
Wednesday			
Thursday			
Friday			
Saturday			
Sunday			

Something I tried for the first time this week was .....

I thought it was  Delicious  Different  Okay  Horrible

My favourite meal this week was .....

I liked it because it was  Different  Familiar  Tasty  Healthy

My favourite mealtime at the English Manor was  Breakfast  Lunch  Dinner

I prefer the taste of  French food  English food



# My diary

## Describe everything you did each day

- Did you learn or discover something new?
- How did you feel?
- What did you see?
- What are the new words you have learnt?
- What is the name of your dorm?
- Did you buy any souvenirs or anything?
- What were your favourite activities?
- Why?
- Would you like to come back?
- You can also do some drawings



## Day 1

Monday Tuesday Wednesday Thursday Friday Saturday Sunday

### Some verb expressions to help:

I discovered

I bought

I went

I woke up

I saw

I learnt

I arrived

I got up

I visited

I enjoyed

I left

I went for a walk

I ate

I preferred

I went up

I went to bed

I took

I read

I went down

I felt

I drank

I wrote

I came back

I showered

I ate lunch

I played

I went out

I was / we were

# My diary

**Day 2** Monday Tuesday Wednesday Thursday Friday Saturday Sunday

Handwriting practice area for Day 2, consisting of 15 horizontal dotted lines.

**Day 3** Monday Tuesday Wednesday Thursday Friday Saturday Sunday

Handwriting practice area for Day 3, consisting of 15 horizontal dotted lines.

# My diary

**Day 4** Monday Tuesday Wednesday Thursday Friday Saturday Sunday

Handwriting practice lines for Day 4, consisting of 15 horizontal dotted lines.

**Day 5** Monday Tuesday Wednesday Thursday Friday Saturday Sunday

Handwriting practice lines for Day 5, consisting of 15 horizontal dotted lines.



# Feedback



*The activities were...* **Bad** **Okay** **Good** **Great** **Amazing**

Archery	<input type="checkbox"/>	<input type="checkbox"/>	<input type="checkbox"/>	<input type="checkbox"/>	<input type="checkbox"/>
Assault course	<input type="checkbox"/>	<input type="checkbox"/>	<input type="checkbox"/>	<input type="checkbox"/>	<input type="checkbox"/>
Team building	<input type="checkbox"/>	<input type="checkbox"/>	<input type="checkbox"/>	<input type="checkbox"/>	<input type="checkbox"/>
English lessons	<input type="checkbox"/>	<input type="checkbox"/>	<input type="checkbox"/>	<input type="checkbox"/>	<input type="checkbox"/>
Climbing	<input type="checkbox"/>	<input type="checkbox"/>	<input type="checkbox"/>	<input type="checkbox"/>	<input type="checkbox"/>
Canoeing	<input type="checkbox"/>	<input type="checkbox"/>	<input type="checkbox"/>	<input type="checkbox"/>	<input type="checkbox"/>
Scone making	<input type="checkbox"/>	<input type="checkbox"/>	<input type="checkbox"/>	<input type="checkbox"/>	<input type="checkbox"/>
Fencing	<input type="checkbox"/>	<input type="checkbox"/>	<input type="checkbox"/>	<input type="checkbox"/>	<input type="checkbox"/>
Photogram	<input type="checkbox"/>	<input type="checkbox"/>	<input type="checkbox"/>	<input type="checkbox"/>	<input type="checkbox"/>
Raft building	<input type="checkbox"/>	<input type="checkbox"/>	<input type="checkbox"/>	<input type="checkbox"/>	<input type="checkbox"/>
Aeroball	<input type="checkbox"/>	<input type="checkbox"/>	<input type="checkbox"/>	<input type="checkbox"/>	<input type="checkbox"/>
Circus skills	<input type="checkbox"/>	<input type="checkbox"/>	<input type="checkbox"/>	<input type="checkbox"/>	<input type="checkbox"/>
Mini farm	<input type="checkbox"/>	<input type="checkbox"/>	<input type="checkbox"/>	<input type="checkbox"/>	<input type="checkbox"/>

*The food was...*

Breakfast	<input type="checkbox"/>	<input type="checkbox"/>	<input type="checkbox"/>	<input type="checkbox"/>	<input type="checkbox"/>
Lunch	<input type="checkbox"/>	<input type="checkbox"/>	<input type="checkbox"/>	<input type="checkbox"/>	<input type="checkbox"/>
Dinner	<input type="checkbox"/>	<input type="checkbox"/>	<input type="checkbox"/>	<input type="checkbox"/>	<input type="checkbox"/>

*Everything else was...*

The schedule	<input type="checkbox"/>	<input type="checkbox"/>	<input type="checkbox"/>	<input type="checkbox"/>	<input type="checkbox"/>
Dormitories	<input type="checkbox"/>	<input type="checkbox"/>	<input type="checkbox"/>	<input type="checkbox"/>	<input type="checkbox"/>
Instructors	<input type="checkbox"/>	<input type="checkbox"/>	<input type="checkbox"/>	<input type="checkbox"/>	<input type="checkbox"/>
The visits	<input type="checkbox"/>	<input type="checkbox"/>	<input type="checkbox"/>	<input type="checkbox"/>	<input type="checkbox"/>
Sports ground	<input type="checkbox"/>	<input type="checkbox"/>	<input type="checkbox"/>	<input type="checkbox"/>	<input type="checkbox"/>
Little jobs	<input type="checkbox"/>	<input type="checkbox"/>	<input type="checkbox"/>	<input type="checkbox"/>	<input type="checkbox"/>
Evening activities	<input type="checkbox"/>	<input type="checkbox"/>	<input type="checkbox"/>	<input type="checkbox"/>	<input type="checkbox"/>



# Letters to the English Manor

## Here is a letter from Juliette

Can you translate her letter into French with the help of your friends?

*Dear everyone at the English Manor,*

*I would like to thank you all for our stay.*

*The food was excellent, especially the scones, the shepherd's pie and the fish. I really enjoyed the activities, such as climbing, the assault course and archery because the group leaders were great.*

*I learnt quite a lot of new English words, like, "...." and "....".  
I would like to go back to the English Manor because it was really cool!*

*Hope to see you soon,*

*From Juliette*

.....

.....

.....

.....

.....

.....

.....

.....

.....

.....

.....

.....

.....

.....

.....

.....

.....

.....

.....

.....

.....

# Letters to the English Manor

## Now write your own letter to the English Manor

Who was your instructor?

What was your favourite activity?

What was something you found difficult?

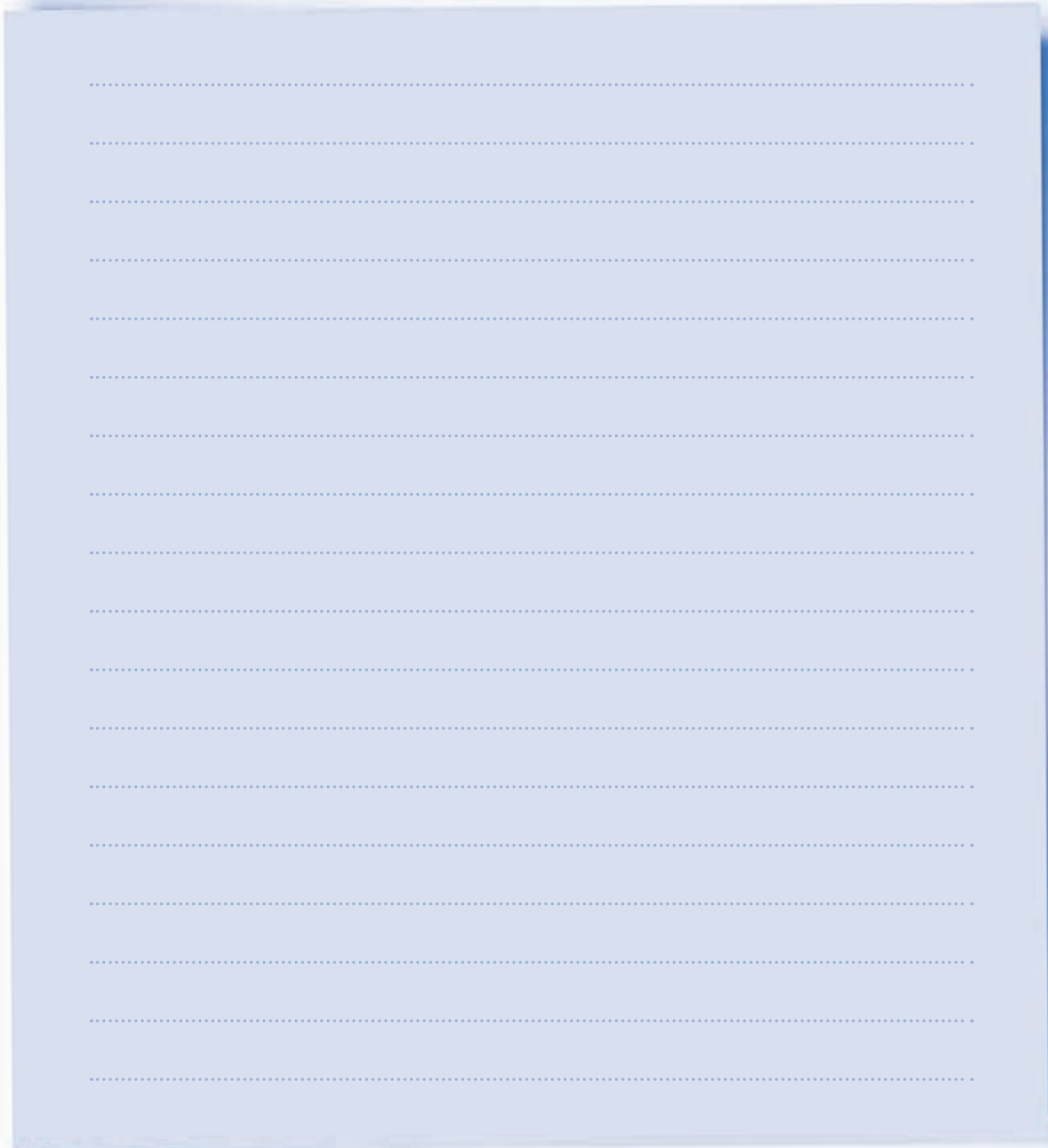
What was something you tried for the first time?

Would you like to visit again?

What was your favourite animal?

What new English phrases did you learn?

Are you more confident speaking English?



# Notes

A series of horizontal dotted lines for writing notes.



**The English Manor**  
English language immersion in France

**+33 (0)2 33 60 46 95**  
**theenglishmanor.fr**  
**info@theenglishmanor.fr**